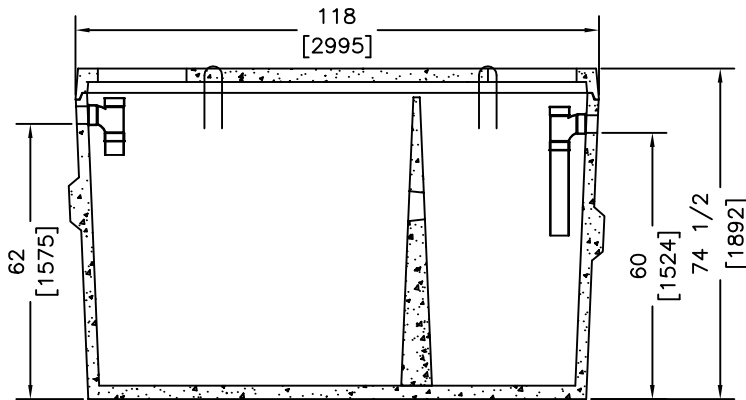
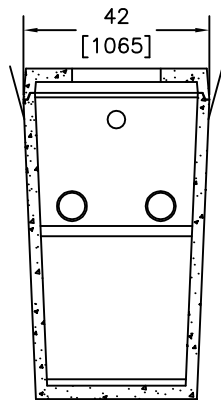
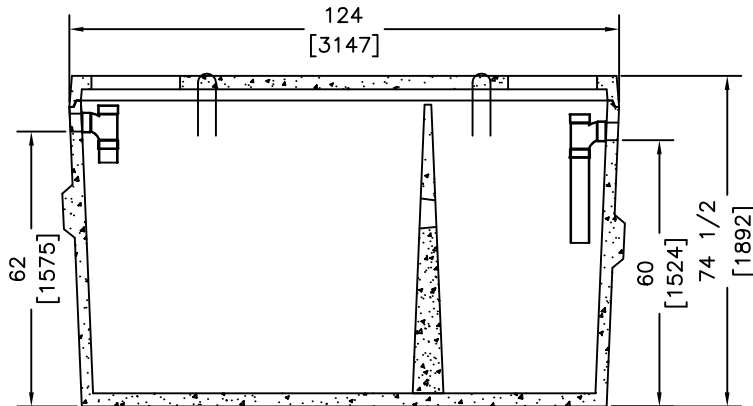
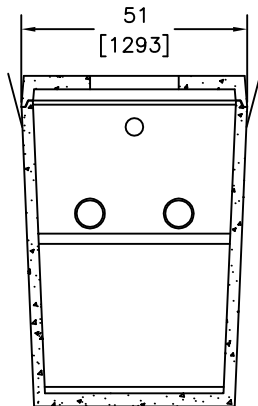


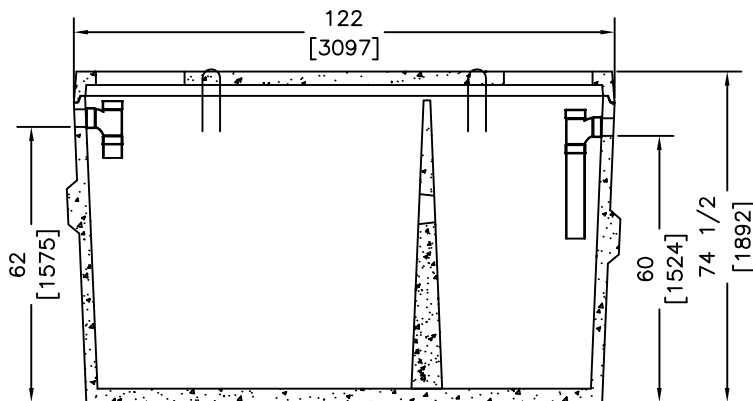
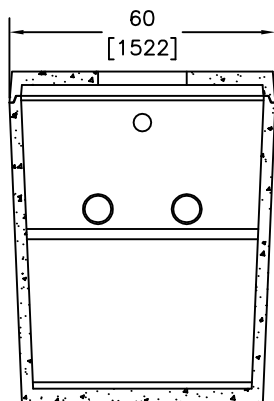
MEASUREMENTS SHOWN ARE MAXIMUM DIMENSIONS  
 (ENDVIEW AND SIDEVIEW SHOWN) INLET AND OUTLET MEASUREMENTS  
 ARE FROM UNDERSIDE OF FLOOR SLAB TO PIPE INVERT.



750 GAL (3405L) 1 PIECE 2 COMPARTMENT



1000 GAL (4540L) 1 PIECE 2 COMPARTMENT



1200 GAL (5450L) 1 PIECE 2 COMPARTMENT

WEIGHT: kg

REVISED: OCT 1 2019



**KON KAST**  
 products (2005) ltd.

ph: (250) 765 1423  
 fx: (250) 765 0820  
 www.konkast.com

DESCRIPTION

**RESIDENTIAL 1 PIECE  
 2 COMPARTMENT  
 SEPTIC TANKS**

DRAWN BY: PKR  
 DATE: DEC 2 05  
 SCALE: NTS

DRAWING:

**100A**

"Committed To Quality And Service"